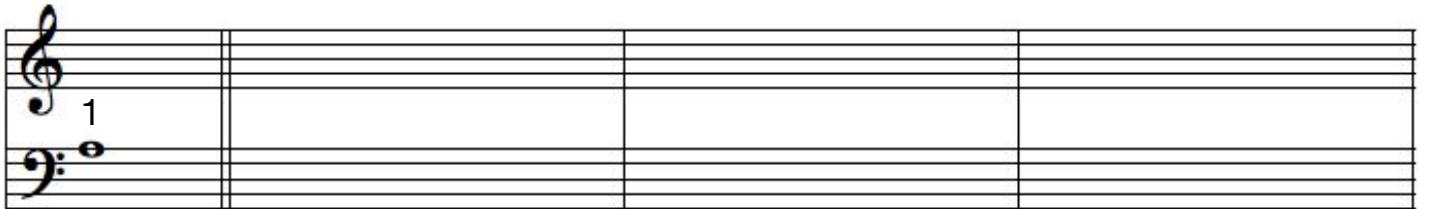




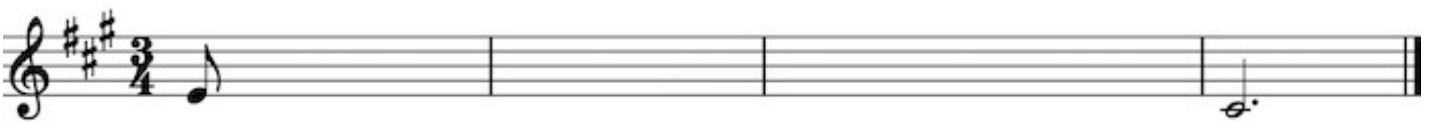
1. Rhythmus-Memo



2. Tonstufen: Töne und Stufen (innerhalb der Tonart) notieren. es erklingen 7 Töne pro Takt.



3. Melodie-Memo



4. zweistimmig Memo




5. tonale Akkorde: Töne und Akkordsymbole notieren

4

5

6



6. Kadenz-Memo: Bassstimme und Akkordsymbole notieren (obere Notensystem als Hilfe, freiwillig)




1. Rhythmus melodisch



2. Intervalle: Töne und Intervalle notieren

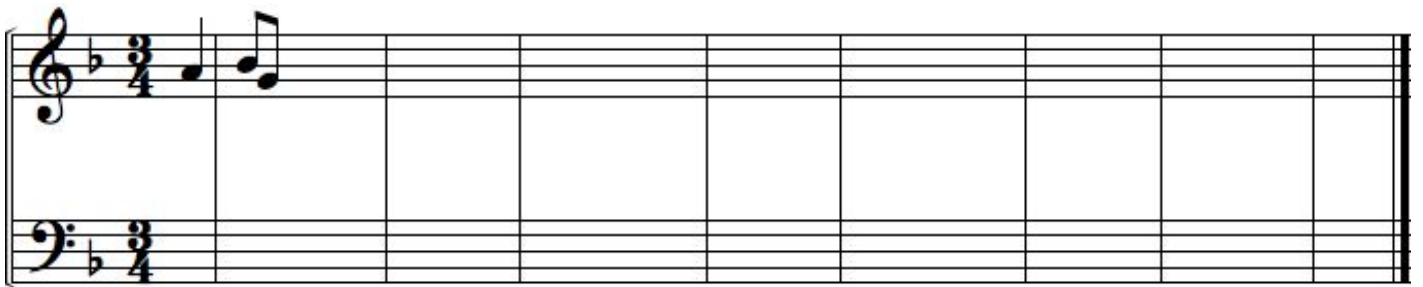
5 6 7 8 9 10



3. Melodie (tonal)




4. zweistimmig




5. tonale Akkorde: Töne und Akkordsymbole notieren

4 5 6




6. Erweiterte Kadenz: Bassstimme und Akkordsymbole notieren (oberes Notensystem als Hilfe, freiwillig)




# Kurs D: Lektion 4 (freitonal) - Aufgabenblatt

1. Rhythmus perkussiv




2. freitonale Tonreihen. Es erklingen 6 Töne pro Takt.



3. Intervalle: Töne und Intervalle notieren

1      2      3      4      5      6      7      8      9      10



4. freitonale Melodie



5. freitonale Klänge

1      2      3      4      5      6




# Kurs D: Lektion 5 (Fehlerhören) - Aufgabenblatt

## 1. Rhythmus Fehlerhören



A musical exercise for rhythm error hearing. It consists of two staves in 3/4 time. The top staff contains a sequence of eighth notes with various rests and accents. The bottom staff contains a sequence of quarter notes. The exercise is divided into four measures, with a key signature change from C major to G minor in the second measure. A triplet of eighth notes is marked in the fourth measure.

## 2. freitonale Tonreihen Fehlerhören



A musical exercise for free-tonal tone row error hearing. It consists of a single staff with seven chords. Above each chord is a number indicating the interval from the previous chord: +6, +3, -2, +6, 4, -6, -6. The chords are: C major, E major, D major, F major, G major, Bb major, and Ab major.

## 3. zweistimmig Fehlerhören




A musical exercise for two-voice error hearing. It consists of two staves in 3/4 time. The top staff contains a sequence of eighth notes. The bottom staff contains a sequence of quarter notes. The exercise is divided into six measures, with a key signature change from C major to G minor in the second measure.

1. Rhythmus-Memo



2. Tonstufen: Töne und Stufen (innerhalb der Tonart) notieren. es erklingen 7 Töne pro Takt.



3. Melodie-Memo



4. zweistimmig Memo




5. tonale Akkorde: Töne und Akkordsymbole notieren


4

5

6



6. Kadenz-Memo: Bassstimme und Akkordsymbole notieren (obere Notensystem als Hilfe, freiwillig)




1. Rhythmus melodisch



2. Intervalle: Töne und Intervalle notieren


5 6 7 8 9 10



3. Melodie (tonal)




4. zweistimmig




5. tonale Akkorde: Töne und Akkordsymbole notieren

4 5 6




6. Erweiterte Kadenz: Bassstimme und Akkordsymbole notieren (oberes Notensystem als Hilfe, freiwillig)




# Kurs D: Lektion 8 (freitonal) - Aufgabenblatt


1. Rhythmus perkussiv




2. freitonale Tonreihen. Es erklingen 6 Töne pro Takt.



3. Intervalle: Töne und Intervalle notieren



4. freitonale Melodie



5. freitonale Klänge





# Kurs D: Lektion 9 (Fehlerhören) - Aufgabenblatt

## 1. Rhythmus Fehlerhören

A musical exercise for rhythm error hearing. It consists of two staves. The top staff is in treble clef with a common time signature (C). The bottom staff is in bass clef with a common time signature (C). The music is divided into three measures. The first measure has a treble staff with a quarter rest followed by a quarter note, eighth notes, and a quarter note, and a bass staff with quarter notes. The second measure has a treble staff with a quarter note, eighth notes, and a quarter note, and a bass staff with quarter notes. The third measure has a treble staff with a quarter note, eighth notes, and a quarter note, and a bass staff with quarter notes. A '4' is written above the treble staff in the third measure, indicating a four-measure rest.

## 2. freitonale Tonreihen Fehlerhören

A musical exercise for free-tonal tone row error hearing. It consists of a single treble clef staff with a common time signature (C). The staff contains seven chords, each with a number above it: 5, +3, +3, +6, 5, -6, and -10. The chords are: 5 (C major), +3 (D minor), +3 (E minor), +6 (F major), 5 (G major), -6 (A minor), and -10 (B minor).

## 3. zweistimmig Fehlerhören


Fehler: 6

A musical exercise for two-voice error hearing. It consists of two staves, treble and bass clef, in 3/4 time. The key signature has one flat (B-flat). The music is divided into six measures. The first measure has a treble staff with a quarter note, eighth notes, and a quarter note, and a bass staff with a quarter note, eighth notes, and a quarter note. The second measure has a treble staff with a quarter note, eighth notes, and a quarter note, and a bass staff with a quarter note, eighth notes, and a quarter note. The third measure has a treble staff with a quarter note, eighth notes, and a quarter note, and a bass staff with a quarter note, eighth notes, and a quarter note. The fourth measure has a treble staff with a quarter note, eighth notes, and a quarter note, and a bass staff with a quarter note, eighth notes, and a quarter note. The fifth measure has a treble staff with a quarter note, eighth notes, and a quarter note, and a bass staff with a quarter note, eighth notes, and a quarter note. The sixth measure has a treble staff with a quarter note, eighth notes, and a quarter note, and a bass staff with a quarter note, eighth notes, and a quarter note.


1. Rhythmus-Memo



2. Tonstufen: Töne und Stufen (innerhalb der Tonart) notieren. es erklingen 7 Töne pro Takt.



3. Melodie-Memo



4. zweistimmig Memo



5. tonale Akkorde: Töne und Akkordsymbole notieren



6. Kadenz-Memo: Bassstimme und Akkordsymbole notieren (obere Notensystem als Hilfe, freiwillig)




1. Rhythmus melodisch




2. Intervalle: Töne und Intervalle notieren


5 6 7 8 9 10



3. Melodie (tonal)




4. zweistimmig



5. tonale Akkorde: Töne und Akkordsymbole notieren

4 5 6



6. Erweiterte Kadenz: Bassstimme und Akkordsymbole notieren (oberes Notensystem als Hilfe, freiwillig)




# Kurs D: Lektion 12 (freitonal) - Aufgabenblatt


1. Rhythmus perkussiv



2. freitonale Tonreihen. Es erklingen 6 Töne pro Takt.




3. Intervalle: Töne und Intervalle notieren



4. freitonale Melodie



5. freitonale Klänge



# Kurs D: Lektion 13 (Fehlerhören) - Aufgabenblatt

## 1. Rhythmus Fehlerhören

A musical score for a rhythm error hearing exercise. It consists of two staves. The top staff is in 6/8 time and contains a sequence of eighth notes and quarter notes. A group of four eighth notes is highlighted in blue. The bottom staff is in 3/4 time and contains a sequence of quarter notes and eighth notes. The time signature changes from 6/8 to 3/4 and back to 6/8.

## 2. freitonale Tonreihen Fehlerhören

A musical score for a free-tonal tone row error hearing exercise. It consists of a single staff with a treble clef. The staff contains seven chords, each with a number above it: -6, +10, +6, +3, -3, 4, and -7. The chords are written in various positions on the staff.


## 3. zweistimmig Fehlerhören

A musical score for a two-voice error hearing exercise. It consists of two staves, a treble clef and a bass clef. The top staff contains a sequence of eighth notes and quarter notes. The bottom staff contains a sequence of eighth notes and quarter notes. The time signature is 3/4.

1. Rhythmus-Memo



2. Tonstufen: Töne und Stufen (innerhalb der Tonart) notieren. es erklingen 7 Töne pro Takt.



3. Melodie-Memo



4. zweistimmig Memo




5. tonale Akkorde: Töne und Akkordsymbole notieren

4

5

6



6. Kadenz-Memo: Bassstimme und Akkordsymbole notieren (obere Notensystem als Hilfe, freiwillig)

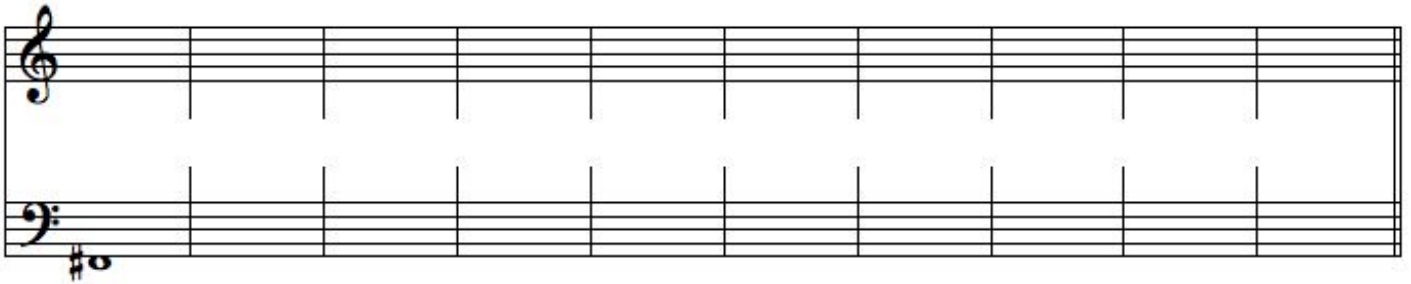


1. Rhythmus melodisch




2. Intervalle: Töne und Intervalle notieren


5      6      7      8      9      10



3. Melodie (tonal)




4. zweistimmig




5. tonale Akkorde: Töne und Akkordsymbole notieren

4      5      6



6. Erweiterte Kadenz: Bassstimme und Akkordsymbole notieren (oberes Notensystem als Hilfe, freiwillig)




# Kurs D: Lektion 16 (freitonal) - Aufgabenblatt

1. Rhythmus perkussiv




2. freitonale Tonreihen. Es erklingen 6 Töne pro Takt.



3. Intervalle: Töne und Intervalle notieren

1      2      3      4      5      6      7      8      9      10



4. freitonale Melodie



5. freitonale Klänge





# Kurs D: Lektion 17 (Fehlerhören) - Aufgabenblatt

## 1. Rhythmus Fehlerhören

A musical score for a rhythm error hearing exercise. It consists of two staves. The top staff is in 6/8 time and contains a sequence of eighth notes with various triplet markings (3) and rests. The bottom staff is in 3/4 time and contains a sequence of quarter notes. The exercise is divided into four measures, with the first and third measures in 6/8 and the second and fourth in 3/4.

## 2. freitonale Tonreihen Fehlerhören

A musical score for a free-tonal sequence error hearing exercise. It consists of a single staff in treble clef with a key signature of one flat (B-flat). The sequence consists of seven chords, each with a number above it: -3, +2, -7, +3, 5, +2, and 4. The chords are: G2 (B-flat), G#2 (A), G2 (B-flat), G#2 (A), G2 (B-flat), G2 (B-flat), and G2 (B-flat).

## 3. zweistimmig Fehlerhören

A musical score for a two-voice error hearing exercise. It consists of two staves in treble and bass clefs, both with a key signature of one sharp (F#) and a time signature of 6/8. The top staff contains a sequence of eighth notes, and the bottom staff contains a sequence of eighth notes. The exercise is divided into six measures.



1. Rhythmus melodisch



2. Intervalle: Töne und Intervalle notieren


5                  6                  7                  8                  9                  10



3. Melodie (tonal)




4. zweistimmig



5. tonale Akkorde: Töne und Akkordsymbole notieren

4                  5                  6



6. Erweiterte Kadenz: Bassstimme und Akkordsymbole notieren (oberes Notensystem als Hilfe, freiwillig)

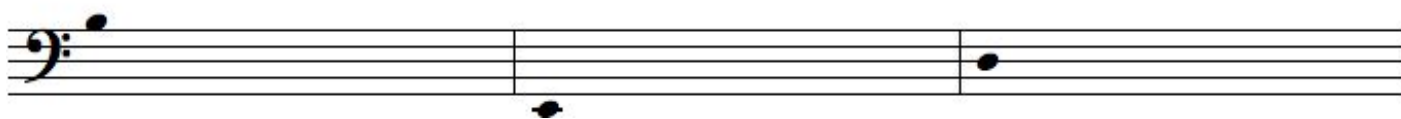


# Kurs D: Lektion 20 (freitonal) - Aufgabenblatt

1. Rhythmus perkussiv




2. freitonale Tonreihen. Es erklingen 6 Töne pro Takt.

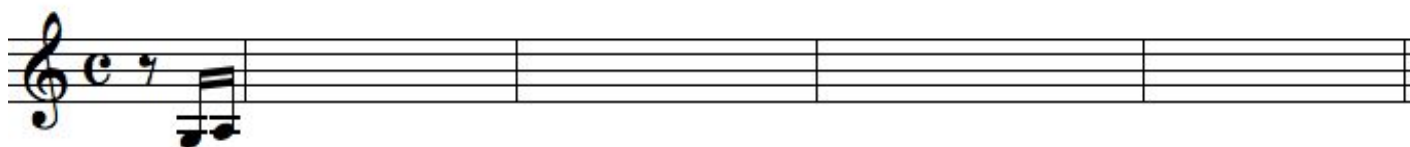


3. Intervalle: Töne und Intervalle notieren

1      2      3      4      5      6      7      8      9      10



4. freitonale Melodie



5. freitonale Klänge

